

# 10 Practical Techniques for Single Sourcing with FrameMaker

Boulder Writers Alliance  
November 26, 2002

TechCom Plus  
Intelligent technical communication

## Agenda

- Why single source?
- FrameMaker technique
- Online optimization techniques for PDF files
- WebWorks Publisher techniques

TechCom Plus

BWA 11-26-02

Copyright 2002 TechCom Plus  
2

## Why Single Source?

- Reusing content
  - Saves time
  - Saves money (time is money!)
  - Reduces errors
  - May reduce the number of tools needed
  - Saves reviewers time

TechCom Plus

BWA 11-26-02

Copyright 2002 TechCom Plus  
3

## FrameMaker Technique (1)

- Conditional text, a powerful, built-in capability
- Codes text for different purposes
  - Different versions of similar products
  - Different releases of a product
  - Print vs. online content (our focus here)

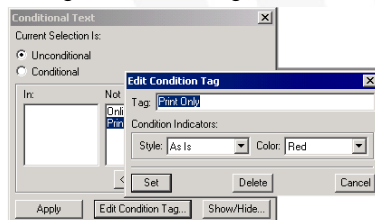
TechCom Plus

BWA 11-26-02

Copyright 2002 TechCom Plus  
4

## Using Conditional Text

- Create tags (Special>Conditional Text)
  - Logical names
  - Distinguishable and legible colors



TechCom Plus

BWA 11-26-02

Copyright 2002 TechCom Plus  
5

## Using Conditional Text (Cont.)

**Installing Test Widget**

**No condition (black)** - Test Widget is the software you use to set up and run stress tests using your chamber. You must install Test Widget before using your chamber. For installation instructions, refer to the printed Chamber Operation Manual.

**Online Only (orange)** - **To install Test Widget:**

- 1) Insert the Test Widget CD into the CD drive of the computer that is connected to your chamber.
- 2) Using Windows Explorer, double-click the file named **setup.exe**.
- 3) Follow the on-screen instructions.
- 4) We recommend installing Test Widget in the default directory.
- 5) Restart your computer.

**Print Only (red)**

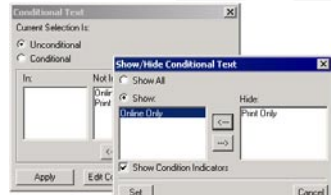
TechCom Plus

BWA 11-26-02

Copyright 2002 TechCom Plus  
6

## Using Conditional Text (Cont.)

- Apply tags
  - Be consistent
  - Show condition indicators
- Show/Hide to create wanted version




TechCom Plus  
Intelligent Technical Communication

BWA 11-26-02

Copyright 2002 TechCom Plus  
7

## Which Do You Prefer? This?

- Print-optimized PDF
- Serif fonts
- Paper aspect ratio



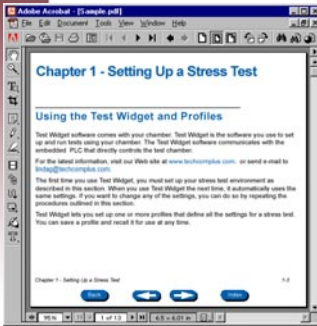
TechCom Plus  
Intelligent Technical Communication

BWA 11-26-02

Copyright 2002 TechCom Plus  
8

## Or This, for Reading Online?

- Online-optimized PDF
- San serif fonts
- Screen aspect ratio



TechCom Plus  
Intelligent Technical Communication

BWA 11-26-02

Copyright 2002 TechCom Plus  
9

## Online Techniques for PDFs

- Create live links to Web sites and e-mail addresses (2)
- Change the page layout (3)
- Change fonts (4)
- Use color (5)
- Add navigation buttons (6)
- Use a unique FrameMaker template (7)

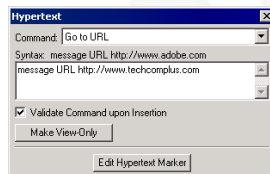
TechCom Plus  
Intelligent Technical Communication

BWA 11-26-02

Copyright 2002 TechCom Plus  
10

## Create Live Links (2)

- Use character tags and hypertext markers in FrameMaker (Special>Hypertext)



- Select Generate Acrobat Data in the Frame Print window

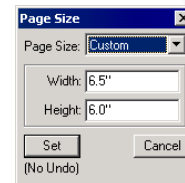
TechCom Plus  
Intelligent Technical Communication

BWA 11-26-02

Copyright 2002 TechCom Plus  
11

## Change the Page Layout (3)

- Make the page smaller
- Make it wider than it is long
- Format>Page Layout>Page Size



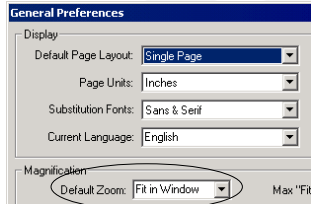
TechCom Plus  
Intelligent Technical Communication

BWA 11-26-02

Copyright 2002 TechCom Plus  
12

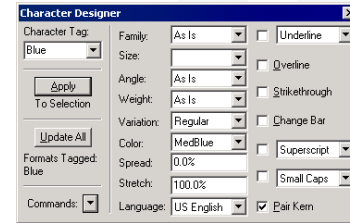
## Change Fonts (4)

- Make the fonts san serif
- Use the Acrobat Fit in Window option
  - In Acrobat, File>Preferences>General



## Use Color (5)

- Color is free online!
- Give headings and links a color
- Use a character tag



## Add Navigation Buttons (6)

- Many users do not know how to navigate in a PDF
- Add navigation buttons to each page
  - Use graphics and hypertext markers
  - Place on Master pages in FrameMaker

## Use a FrameMaker Template (7)

- Create a template using all of the previous techniques
- Fast way to change from print-optimized format to online-optimized format
- File>Import>Formats

## WebWorks Publisher Techniques

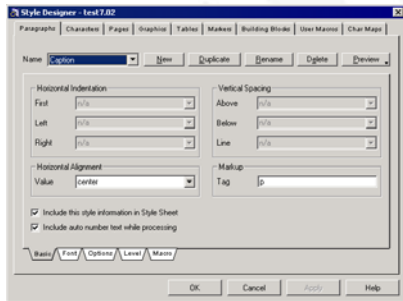
- Select the online format that best fits use (8)
- Optimize styles (9)
- Create graphic thumbnails with links (10)

## Select the Online Format (8)

- Many online formats available to meet your needs
  - WinHelp
  - MS HTML Help
  - JavaHelp
  - HTML-based help (four formats)
  - XML-based help (two formats)

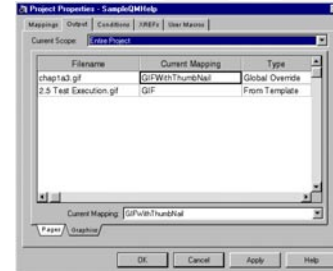
## Optimize Styles (9)

- Change or create styles



## Create Thumbnails with Links (10)

- Large graphics disrupt flow of text
- Click thumbnail to view full graphic



## Bonus Ideas for PDFs

- Create a main menu on the first page with links to headings
- Add section TOC links to the first page of each section
- Create a searchable full-text index of multiple PDF files using Catalog
- Add a link to the PDF of the print version

## Bonus Ideas for WebWorks

- Use breadcrumbs to show users where they are
- Add links to the print version PDF for the whole manual or a chapter
- Add a section TOC to the first topic of each section

## Resources

- FrameMaker
  - [www.adobe.com/products/framesmaker/main.html](http://www.adobe.com/products/framesmaker/main.html)
  - [www.framesmaker.org](http://www.framesmaker.org)
- Acrobat
  - [www.adobe.com/products/acrobat/main.html](http://www.adobe.com/products/acrobat/main.html)
  - [www.pdfzone.com](http://www.pdfzone.com)
  - [www.pdfplanet.com](http://www.pdfplanet.com)
- WebWorks Publisher
  - [www.webworks.com](http://www.webworks.com)
  - [www.yahoo.com](http://www.yahoo.com) (search for wwp-users)

## Contact Information

- Linda G. Gallagher
  - Owner of TechCom Plus, a technical communication and consulting firm
  - [lindag@techcomplus.com](mailto:lindag@techcomplus.com)
  - [www.techcomplus.com](http://www.techcomplus.com)
  - 303-450-9076